

—LITERACY-STATION LAUNCH #3—

IMPLEMENTING LITERACY STATIONS FOR WORD WORK



Presented by Kristi McCullough
KMCCullough@smekenseducation.com

Introduce activities in whole-class lessons

Integrate word-study instruction

Organize your supplies

Manage the station



webPD
BY SMEKENS EDUCATION

webPD.SmekensEducation.com • (888) 376-0448

©2014 Smekens Education Solutions, Inc.

Introduce activities in whole-class lessons



 Week 1	WHOLE-CLASS LESSONS: Introduce ways readers think for comprehension instruction. Introduce purpose and procedures for Classroom Library Station.	LITERACY STATION TIME: Facilitate students in practicing Classroom Library Station procedures and building their independent reader stamina.
 Week 2	WHOLE-CLASS LESSONS: Introduce purpose of fluency and provide instruction on its facets. Introduce procedures for reading with a partner.	LITERACY STATION TIME: Students are all independently reading within the Classroom Library Station. Start to practice reading with a partner for Fluency Station.
Week 3	WHOLE-CLASS LESSONS: Continue to provide comprehension and/or fluency instruction. Continue to work on procedures for working with a partner.	LITERACY STATION TIME: Students are all independently reading within the Classroom Library Station AND practicing reading with a partner for Fluency Station.
Week 4	WHOLE-CLASS LESSONS: Continue to provide reading content instruction. Introduce transitioning from Classroom Library Station AND the Fluency Station.	LITERACY STATION TIME: Students maintain their stamina transitioning between Classroom Library Station AND the Fluency Station.



Introduce group “games.”

Identify expectations

Model behaviors

Practice behaviors

BANG!
kitzkikz.com/flashcards

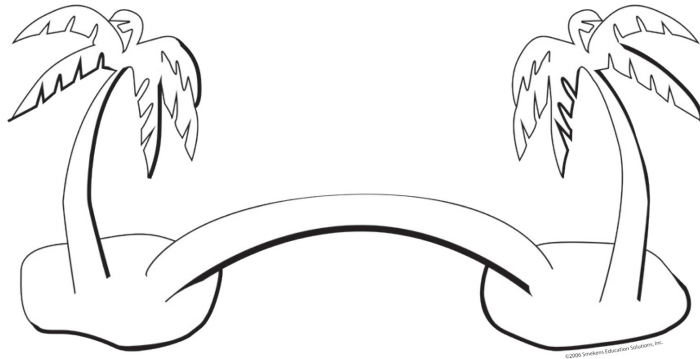


Concentration/Memory

BINGO!

Any family-style word game

Integrate word-study instruction

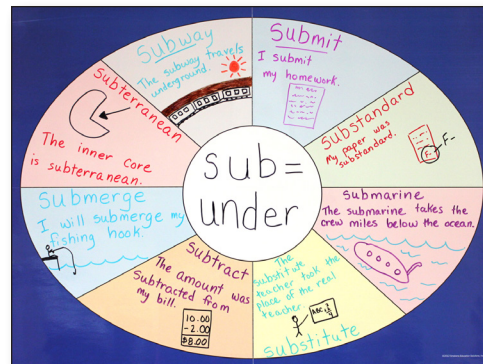


Phonics Sort

- Sound sort
- Word sort
- Blind sort
- Writing sort

Vocabulary Activities

- Word/Concept sort
- Word spoke



High-Frequency Focus

Spelling Practice

- Look, Say, Cover, Write, Check



Alphabetical Order

- ABC Chart



Organize your supplies

Gather word-work tools.

- White boards & markers
- Pocket chart
- Technology
 - Computer/websites
 - Tablet with apps
 - Handheld device (e.g., LeapPad)
- Other manipulatives
 - To form letters—
 - Modeling clay
 - Pipe cleaners
 - Unifix® cubes
 - To form words—
 - Magnetic letters
 - Letter tiles
 - Letter stamps
 - Flip chart of letters
 - To build sentences—
 - Magnetic words
 - Words on cards
 - Words on cubes

Organize & store resources.



1 House materials.



2 Access materials.



3 Utilize & return materials.

Periodically rotate supplies.

Manage the station

Communicate to students their choices.

Word - Work Station

I can...


- form letters with pipe cleaners
- stamp words.
- do Look, Say, Cover, Write, Check.
- sort words.
- play Bang!



at	ay
point	boy
can	joy
ball	say
point	toy
cat	


WORD-WORK STATION

Must-do Activities



1. Sort words and write on a T-chart.
2. Do a blind-writing sort with partner.
3. Complete the ABC chart with words.

May-do Activities



- Play Bang! with partner.
- Complete a word-spoke with partner.
- Create 10 new words from roots.

MUST-DO required activities



v.



MAY-DO optional activities

Discussion: Turn & Talk

Evaluate the efficiency of your word-work station.

Are you utilizing the same sorts, games, and routines all year, and just changing out the words being practiced?

Are you explicitly introducing procedures within whole-class lessons and then adding them to the station one at a time?

Discuss the supplies within your word-work station.

Do you have access to word/spelling games for the computer or hand-held devices?

What resources manipulatives do you have that could be incorporated?

Discuss how students advance through the activities.

Are you communicating student activities efficiently?

Do you offer a balance of choice and required activities?

LITERACY-STATION LAUNCH #3: Implementing Literacy Stations for Word Work

BUILD SUCCESSFUL READERS & WRITERS

Learn more simple and effective strategies for teaching reading and writing when you visit www.SmekensEducation.com.

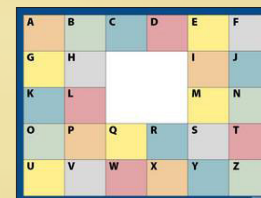
To find additional resources related to this session, search the Smekens Education website using these keywords:

- must do
- ABC chart
- spelling
- vocabulary
- word spoke
- root words

USE THE RIGHT TOOLS



Our online bookstore, www.TheLiteracyStore.com, features hundreds of titles from all the major publishers. And, it's the only place where you can purchase Smekens Education original resources.



ABC Chart Poster

webPD
BY SMEKENS EDUCATION

webPD.SmekensEducation.com • (888) 376-0448

©2014 Smekens Education Solutions, Inc.