

STRATEGIES FOR TEACHING CONTENT-AREA LITERACY

GRADES 5-12



Presented by Kristina Smekens
kristina@smekenseducation.com

Model reader voices

Notice & note important ideas

Summarize to demonstrate understanding


webPD
BY SMEKENS EDUCATION

webPD.SmekensEducation.com • (888) 376-0448

©2014 Smekens Education Solutions, Inc.

Model reader voices

Readers listen to multiple voices.





Make reading visible.




Notice & note important ideas

Track thinking using reader tools and coding strategies.

1 Quotes & Notes

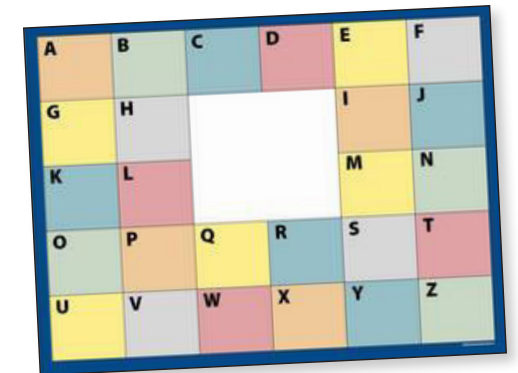
 Quotes	 & Notes

2 Snapple Facts



3 ABC Chart


A	B	C	D	E	F
G	H			I	J
K	L			M	N
O	P	Q	R	S	T
U	V	W	X	Y	Z



4 Text Annotation

Readers
Annotate their texts

Underline unfamiliar words.

Draw arrows  to show related ideas.

Number **1.** steps
2. lists
3. details

? Jot questions and confusions in the margin. ***** Label important ideas.

! Note ideas that you disagree with in the margin. **LOL** Mark humorous ideas.

5 Selective Highlighting




Summarize to demonstrate understanding

Complete Information Pyramids.

<p>_____ Topic/Concept</p> <p>_____ 2 related words</p> <p>_____ Main Idea in 3 words</p> <p>_____ Examples/Details in 4 words</p>	<p>_____ Element or Object</p> <p>_____ 2 characteristics</p> <p>_____ Purpose in 3 words</p> <p>_____ Examples/Details in 4 words</p>
<p>_____ Character</p> <p>_____ 2 characteristics</p> <p>_____ Problem in 3 words</p> <p>_____ Solution/Resolution in 4 words</p>	<p>_____ Event/Concept</p> <p>_____ Main idea in 2 words</p> <p>_____ Causes in 3 words</p> <p>_____ Effects in 4 words</p>

Complete a frame.

Shrink down to a summary.



Discussion: Turn & Talk

As an “expert” on the subject matter, have you done enough to model your *Thinking Voice* for students?

What did you hear that was validating?

What do you plan to model more intentionally and explicitly?

Discuss the power in teaching students consistent note-taking organizers and annotation strategies.

Evaluate your students’ after-reading summarization skills.

In what ways would your students benefit from explicit instruction on Information Pyramids, Shrinking Summary, or Frames?

Strategies for Teaching Content-Area Literacy (Grades 5-12)

BUILD SUCCESSFUL READERS & WRITERS

Learn more simple and effective strategies for teaching reading and writing when you visit www.SmekensEducation.com.

To find additional resources related to this session, search the Smekens Education website using these keywords:

- Reading Voice
- Annotate text
- Quotes & Notes
- ABC Chart
- Snapple Facts
- Pyramids

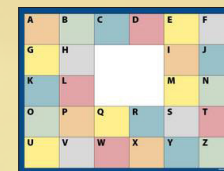
USE THE RIGHT TOOLS



Our online bookstore, www.TheLiteracyStore.com, features hundreds of titles from all the major publishers. And, it's the only place where you can purchase Smekens Education original resources.



Comprehension Voice Signs



ABC Chart Poster

webPD
BY SMEKENS EDUCATION

webPD.SmekensEducation.com • (888) 376-0448

©2014 Smekens Education Solutions, Inc.