

# GRADES 2-3 | Readers Analyze Author Choices

Readers analyze **Author Choices**

**FIND THE FAST FACTS**

**POINT OF VIEW**  
**WHO** is telling the details

**FEATURES** Looks like (illustrations)

**ACTS** Places go, Actions  
Things do, Choices

**SAYS** Dialogue, Punctuation  
"Said" synonyms

**THINKS** Feeling details  
Fears, Wonderings

**PERSPECTIVE**  
**HOW** he thinks or feels

# GRADES 2-3 | Readers Analyze Author Choices


## Round 1

Readers analyze **Author Choices**

**FIND THE FAST FACTS**

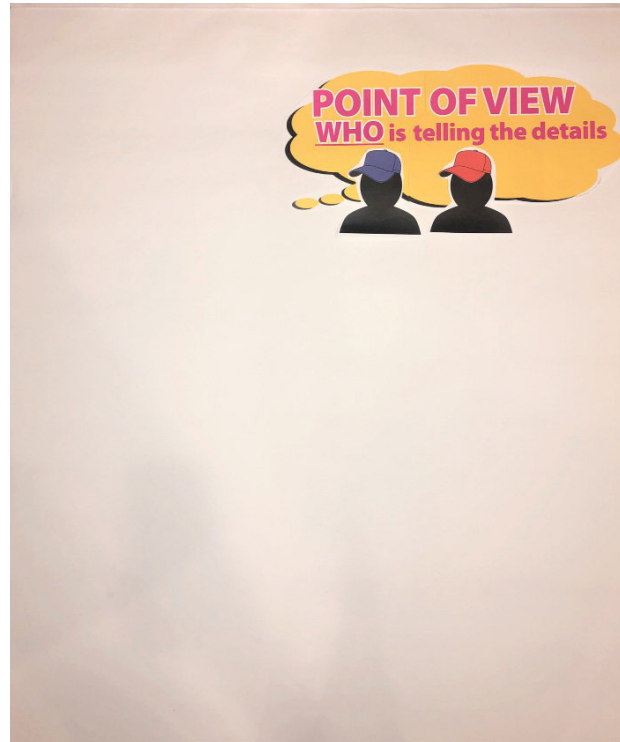
- FEATURES** Looks like (illustrations)
- ACTS** Places go, Actions Things do, Choices
- SAYS** Dialogue, Punctuation "Said" synonyms
- THINKS** Feeling details Fears, Wonderings

**PERSPECTIVE**  
HOW he thinks or feels



Identify the F.A.S.T. Facts that authors provide in literature to imply a character's perspective.

## Round 2



Characters experiencing the same scene/ situation can have different perspectives.

## Round 3



Connect perspective to point of view.

# Readers analyze Author Choices






# **F**EATURES

**Looks like**

**(illustrations)**



**Places go, Actions  
Things do, Choices**



**SAYS**

**Dialogue,  
“Said” synonyms  
Punctuation**



**T H I N K S**

**Feeling details**

**Fears, Wonderings**



# PERSPECT

HOW he  
thinks or feels

# PERSPECTIVE

he  
feels



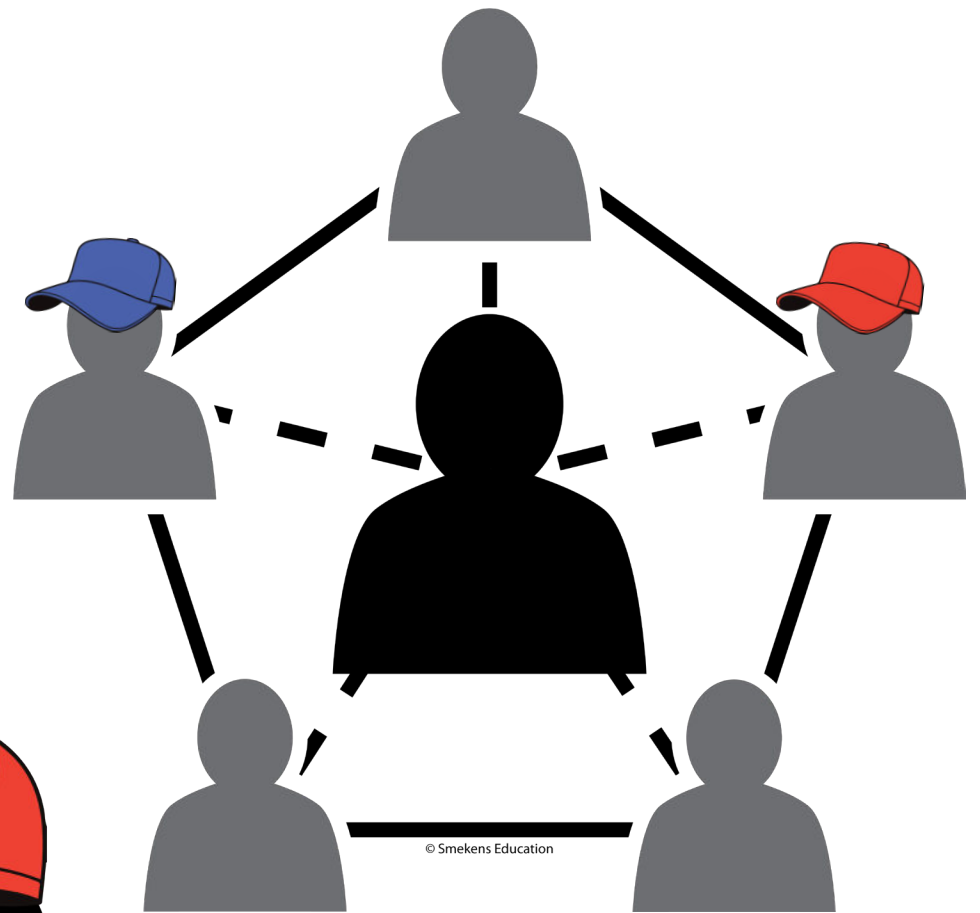
**POINT OF VIEW**  
**WHO is telling the story**

# POINT OF VIEW

FO is telling the details



© Smekens Education




© Smekens Education



© Smekens Education

Small Perspectives  
Mask for the anchor  
chart.



Large Perspectives  
Mask to "wear" during  
the lesson series.

