

GRADES 4-6 | Readers Analyze Author Choices

Readers analyze Author Choices

FIND THE FAST FACTS

POINT OF VIEW
WHO is telling the details

FEATURES

- Physical Description
- Text Features, Visuals
- Medium advantages

ACTIONS & ACCOUNTS

- Choices, Decisions
- Reactions
- Account of facts

SPEECH

- Dialogue, *How* said it
- Word *choice*

THOUGHTS

- Self Talk, Values
- Opinions, Reasoning

PERSPECTIVE
HOW he thinks or feels

What's the impact?

good bad fair unfair
right wrong
positive negative

+ perspective -

GRADES 4-6 | Readers Analyze Author Choices

Round 1

Readers analyze Author Choices

FIND THE FAST FACTS

- FEATURES**
 - Physical Description
 - Text Features, Visuals
- ACTIONS**
 - Choices, Decisions
 - Reactions
- SPEECH**
 - Dialogue, *How* said it
- THOUGHTS**
 - Self Talk, Values
 - Opinions, Reasoning

PERSPECTIVE *What's the impact?*

HOW he thinks or feels

good bad fair unfair
right wrong
positive negative

perspective

Identify the F.A.S.T. Facts that authors provide to imply a character's perspective and ultimately impact the overall message.

Round 2

POINT OF VIEW
WHO is telling the details

Recognize the influential role that point of view and perspective play in stories and poems.

Round 3

• Medium advantages

Author choices extend beyond words—they include analyzing how format and medium play into the messaging.

Round 4

& ACCOUNTS • Account of facts



• Word choice

Infer the author's perspective and point of view within informational text (i.e., firsthand v. secondhand).

Readers analyze Author Choices



FIND THE
FAST FACTS



FEATURES

AACTIONS

SSPEECH

THOUGHTS

- **Physical Description**
- **Text Features,**

Visuals

- **Choices, Decisions**
- **Reactions**

- **Dialogue, *How* said it**

- **Self Talk, Values**

- **Opinions, Reasoning**



PERSPECTIVE

**HOW he
thinks
or feels**


PERSPECTIVE

Why
he
inks
eels

A large, vibrant yellow brushstroke graphic that starts from the left edge and extends across the top and middle of the page, ending on the right side. The stroke has a soft, painterly texture with some darker yellow shading at the bottom edge.

VE

good bad fair unfair
right wrong
positive negative



Print 2 Perspective Masks.
One for the anchor chart and
one to "wear" during
the lesson.



***What's the
impact?***




POINT OF VIEW
WHO is telling the details

POINT OF VIEW

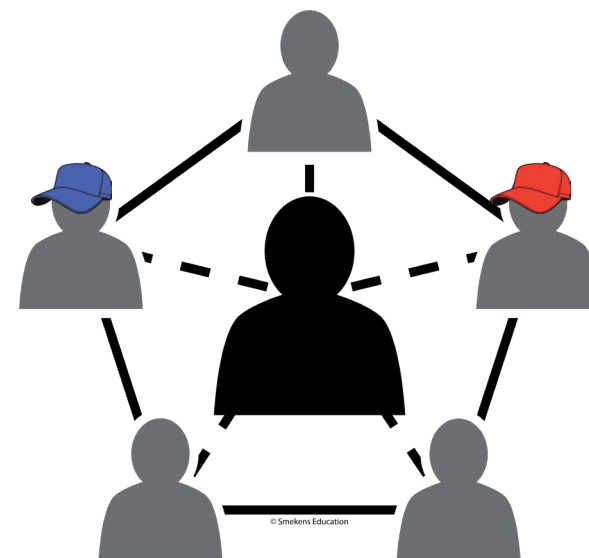
WHO is telling the details



© Smekens Education



© Smekens Education



© Smekens Education

• Medium advantages

& ACCOUNTS

- **Word *choice***

- **Account of facts**