



**Teach genre characteristics | Grades PK-2**

INCLUDES GENRES/ PRODUCTS

Directions  
Recipes  
Instructions  
Procedures

Reports, All about  
Explanation, summary  
Friendly letter

Compare-contrast

NOTE THE AUTHOR'S PURPOSE

To teach what happened in a step-by-step process or event.

To reveal big ideas about a single topic.

To identify similarities between two different items.

NAME THE TEXT STRUCTURE

**HOW-TO/PROCEDURAL**

**MAIN IDEA/DESCRIPTIVE**

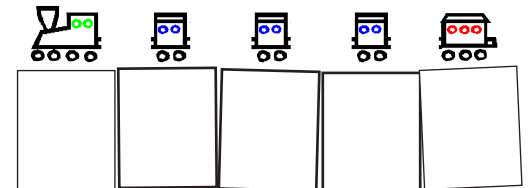
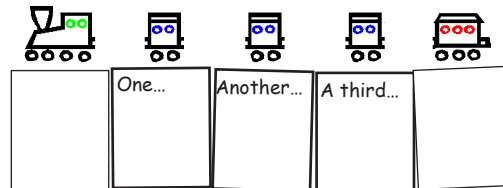

**COMPARE-CONTRAST**

VISUALIZE THE BODY

Each middle "sentence" teaches the next step in the process.

Each middle "sentence" reveals another idea, type, kind, or part of the topic.

Each middle "sentence" shows another idea or category of comparison.



ARRANGE THE MIDDLE

Chronological order is essential.  
• "Sentences" must be revealed in the order each step occurred.

"Sentences" can usually be put in any order.

"Sentences" are organized two ways:

- All A information is on the top with all B info below.
- Each page or "flap" provides info on the same category or subtopic.

