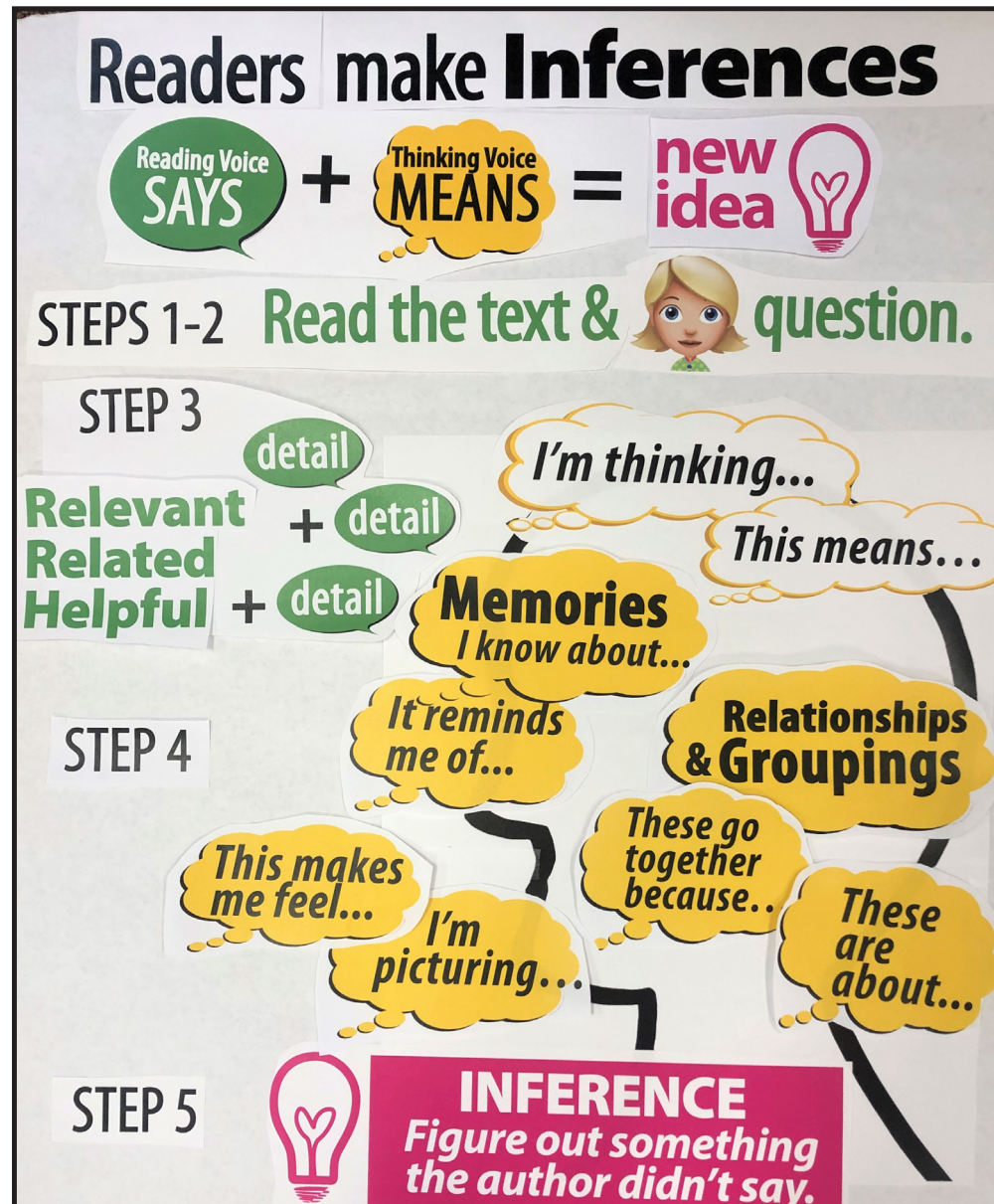
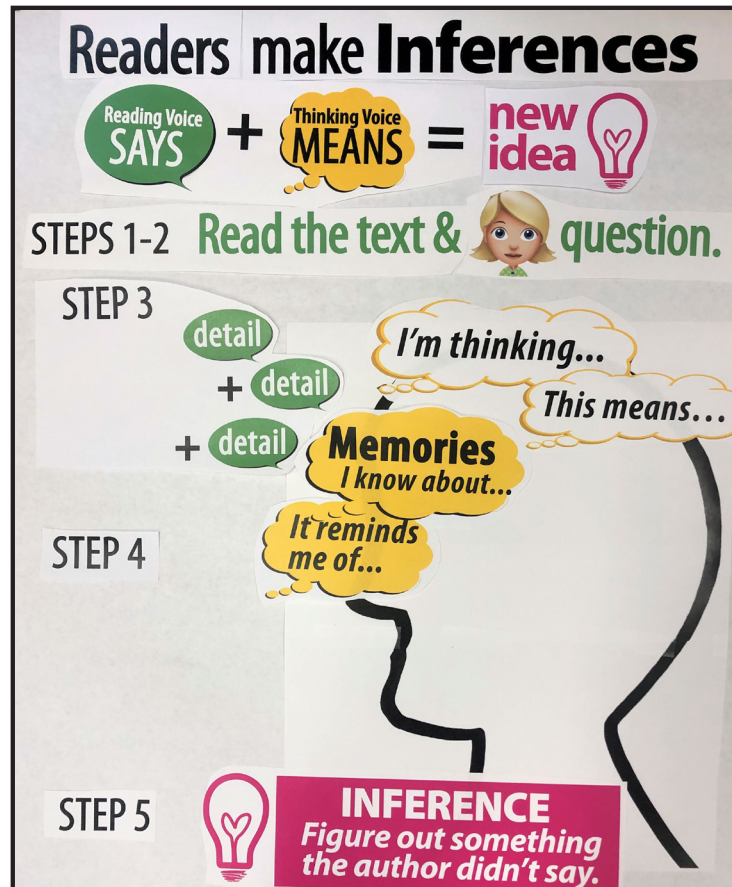


GRADES 6-12: Readers Make Inferences



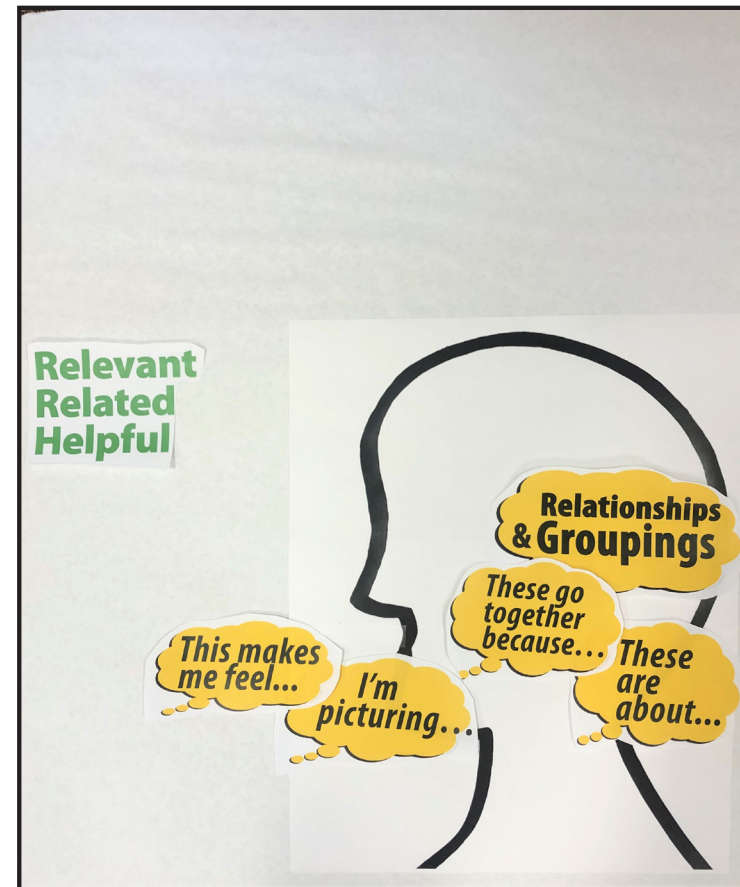
GRADES 6-12: Readers Make Inferences

Beginning of the Year: Week 3




A reader combines multiple thoughts to figure out something the author never said—to make an inference.

Beginning of the Year: Week 4



A reader employs different strategies to make inferences — even with limited background knowledge on the topic.

Readers make Inferences



+
=

**new
idea**



STEPS 1-2

Read the text & question.

STEP 3

detail

+

detail

+

detail



I'm thinking...



This means...



Memories

I know about...



*It reminds
me of...*

STEP 4



Relationships & Groupings

A yellow thought bubble with a black outline and three small circles at the bottom. The text inside is written in a bold, italicized, black font.

***These go
together
because...***

A yellow thought bubble with a black outline and three small circles at the bottom. The text inside is written in a bold, italicized, black font.

***These
are
about...***

A yellow thought bubble with a black outline and three small circles at the bottom. The text inside is written in a bold, italicized, black font.

***I'm
picturing...***

A yellow thought bubble with a black outline and three small circles at the bottom. The text inside is written in a bold, italicized, black font.

***This makes
me feel...***


STEP 5





INFERENCE


*Figure out something
the author didn't say.*

**Relevant
Related
Helpful**









Order - Chart Service