




NOTE-TAKING: Take information out of the text.


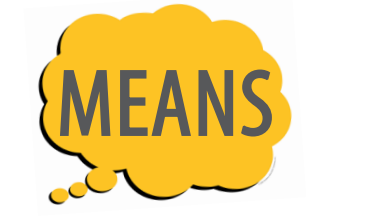
ANNOTATE: Add a note inside the text.

 <p>SAYS</p>	 <p>MEANS</p>



NOTE-TAKING: Take information out of the text.

ANNOTATE: Add a note inside the text.


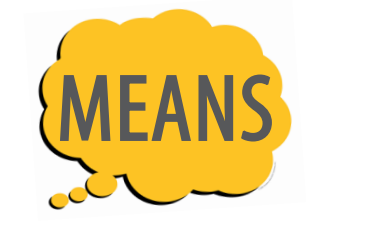
	

AN-NOTE-TATE


		
--	--	--

NOTE-TAKING: Take information out of the text.

ANNOTATE: Add a note inside the text.


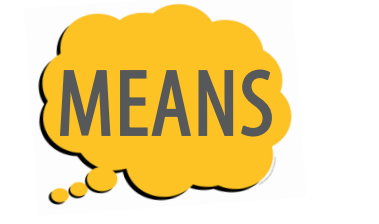
	

AN-NOTE-TATE




NOTE-TAKING: Take information out of the text.

ANNOTATE: Add a note inside the text.


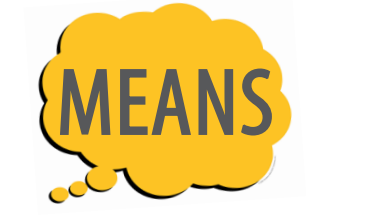
	

AN-NOTE-TATE

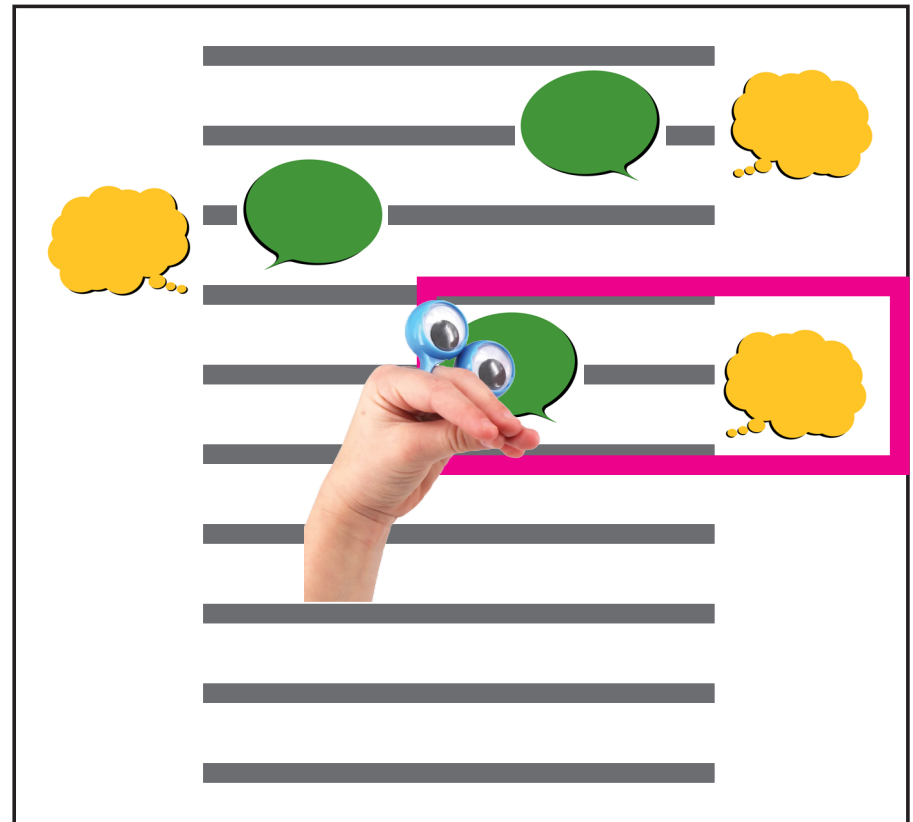


NOTE-TAKING: Take information out of the text.

ANNOTATE: Add a note inside the text.


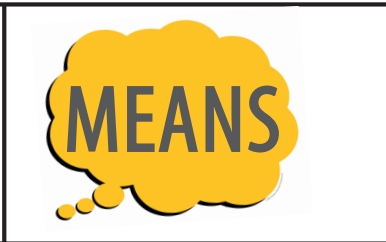
	

AN-NOTE-TATE











NOTE-TAKING: Take information out of the text.

ANNOTATE: Add a note inside the text.



 SAYS	 MEANS

AN-NOTE-TATE

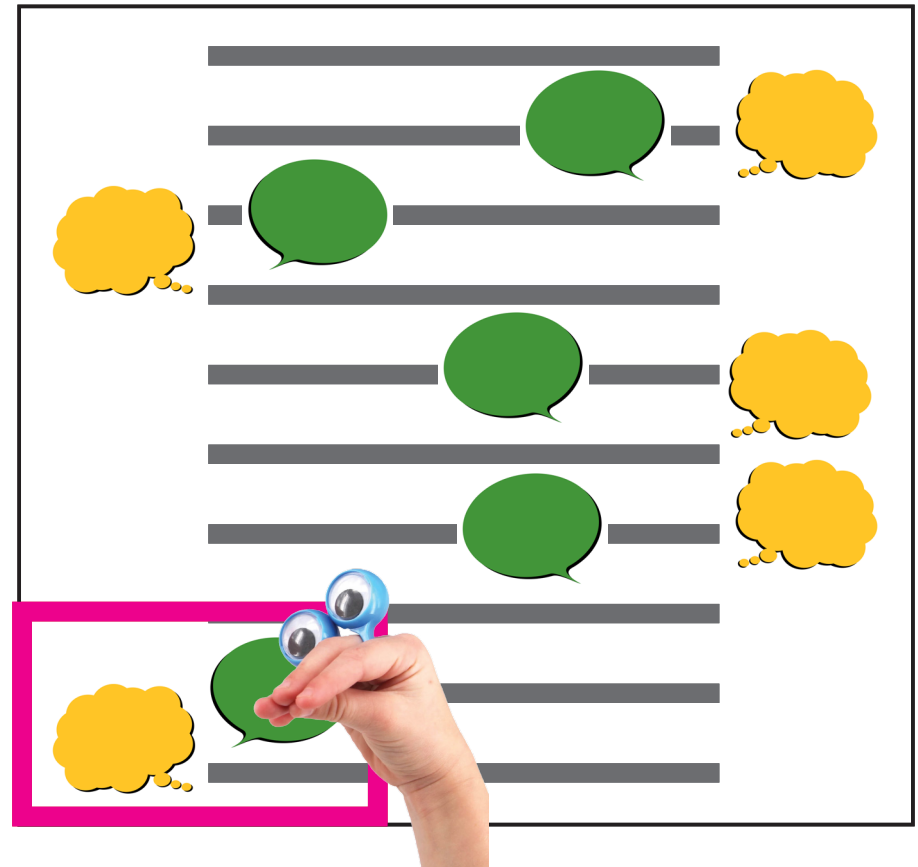
			
			
			

NOTE-TAKING: Take information out of the text.

ANNOTATE: Add a note inside the text.

AN-NOTE-TATE



AN-NOTE-TATE

Why do you want to remember it?

Why is that part important?

What did your Thinking Voice whisper?

How does that help you answer the question or understand the idea?