

ARGUMENT | “Choose” the Strongest Side

Argumentative

Find the **strongest** side

1. Name the 2 sides.
2. List details for both sides.
3. Pick the strongest side.
4. Group details to infer reasons.
5. Rank the reasons.

The graphic organizer is a vertical strip with a light gray background. At the top, there is an orange banner with the word 'Argumentative' in white. Below this is a white banner with the text 'Find the **strongest** side'. The main body of the organizer is divided into two columns by a vertical line. The left column is labeled 'Reason' in a yellow speech bubble. The right column is labeled 'Reason' in a yellow speech bubble, with a yellow star above it. The right column also features three award ribbons: a red 2nd place ribbon, a white 3rd place ribbon, and a blue 1st place ribbon. The entire graphic is titled 'Argumentative' and 'Find the strongest side'.

ARGUMENT | “Choose” the Strongest Side

Persuasive

Find the **strongest** side

1. Name the 2 sides.
2. List details for both sides.
3. Pick the strongest side.
4. Group details to infer reasons.

Persuasive

Find the **strongest** side

1. Name the 2 sides.
2. List details for both sides.
3. Pick the strongest side.
4. Group details to infer reasons.

Persuasive

Find the **strongest** side

1. Name the 2 sides.
2. List details for both sides.
3. Pick the strongest side.
4. Group details to infer reasons.
5. Rank the reasons.

Argumentative


Find the **strongest** side

1. Name the 2 sides.
2. List details for both sides.
3. Pick the strongest side.
4. Group details to infer reasons.
5. Rank the reasons.

Persuasive

**Find the stron
strongest
side**

1. Name the 2 sides.



2. List



both


details for

sides.

**3. Pick the
strongest
side.**








4. Group
to infer
details
reasons.

Reason



Reason



Reason

5. Rank the

reasons.



Reason

Argumentative