

© Smekens Education

## PICTORIAL RESPONSE

Readers make inferences & explain them in writing

**What I think.**


**Why I think it.**

**Why I think it.**


**How I know.**

The graphic organizer includes a central box with a book icon and a speech bubble containing the text "I'm thinking... It reminds me of... INFERENCE". Below this are four quadrants: top-left (purple crayons, "Inference"), top-right (blue crayons, "detail"), bottom-left (green crayons, "detail"), and bottom-right (yellow crayons, "detail"). A red ribbon icon is in the bottom-left quadrant, and a white ribbon icon is in the bottom-right quadrant.


# Inference



detail



detail



detail

PICTORIAL RESPONSE

Readers make inferences & explain them in writing

**What I think.**

**Why I think it.**

**How I know.**

detail

inference

detail

detail

What I think.

Why I think it.

Why I think it.

How I know.


CUT OFF

PICTORIAL PAPER TOP RIGHT CORNER

PICTORIAL PAPER TOP RIGHT CORNER

CUT OFF

CUT OFF



PICTORIAL PAPER TOP LEFT CORNER

CUT OFF

PICTORIAL PAPER TOP LEFT CORNER

CUT OFF

CUT OFF

DO NOT CUT.

Overlay the TOP RIGHT CORNER  
piece, lining up its LEFT edge  
with this solid line.



CUT OFF




CUT OFF

**PICTORIAL PAPER** BOTTOM RIGHT CORNER

CUT OFF

**PICTORIAL PAPER** BOTTOM RIGHT CORNER

CUT OFF



CUT OFF



CUT OFF

PICTORIAL PAPER

CUT OFF

DO NOT CUT.

Overlay the BOTTOM RIGHT  
CORNER piece, lining up its  
LEFT edge with this solid line.



PICTORIAL PAPER

BOTTOM LEFT CORNER

CUT OFF