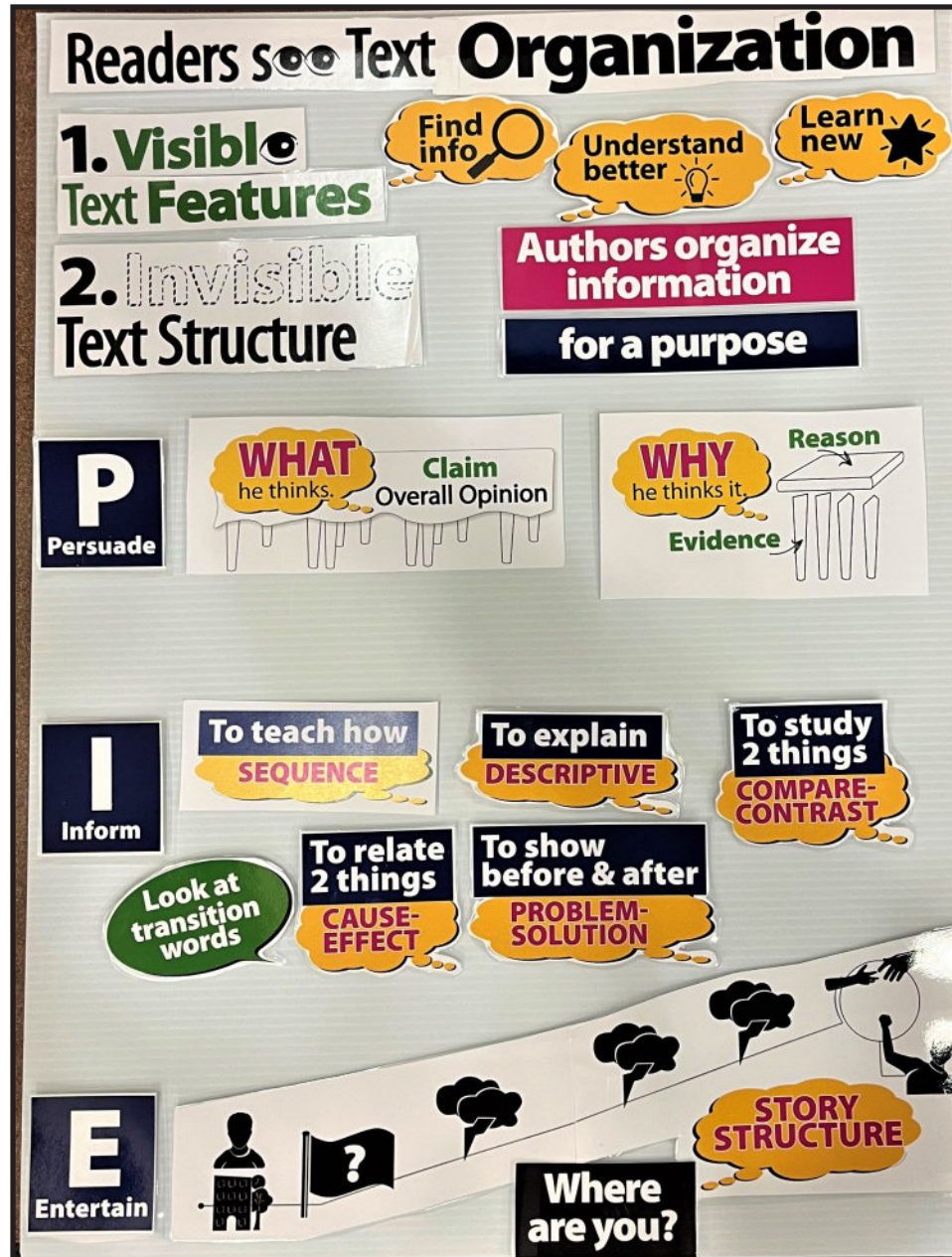


GRADES 4-5: Readers See Text Organization




GRADES 4-5: Readers See Text Organization

Round 1




Review the perks and purposes of print and digital text features and when they are utilized in the reading process.

Round 2



Review the invisible text structure of literature to identify where types of details are revealed in a plot map.

Round 3



Study the six informational-text structures. Connect organizational patterns to overall author purposes.

Round 4



Accurately and objectively explain an author's argument, identifying his position, reasons, and corresponding evidence.

Readers see Text

Organization

1. Visible Text Features

2. Invisible Text Structure

**Understand
better**



**Learn
new**



**Find
info**



**Authors organize
information**

for a purpose

P

Persuade


I

Inform

E

Entertain

Where are you?





STORY STRUCTURE

WHAT

he thinks.

WHY

he thinks it.

WHAT


he thinks.

Claim


Overall Opinion



Reason



Evidence



To teach how

SEQUENCE

**To show
before & after**

**PROBLEM-
SOLUTION**

**Look at
transition
words**

To explain

DESCRIPTIVE

**To study
2 things**

**COMPARE-
CONTRAST**

**To relate
2 things**

**CAUSE-
EFFECT**