

GRADES 6-12: Readers See Text Organization

Readers see Invisible Text Structure
Authors organize for a purpose

P
 Persuade

WHAT
 he thinks.

Claim, Thesis
 Overall Position

WHY
 he thinks it.

Reason

Evidence

Logical reasons?
 Sufficient evidence?
 Counterclaim noted?
 Fair-minded tone?

EVALUATE:

I
 Inform

To explain
DESCRIPTIVE

To teach how
SEQUENCE

To relate
 2 things
CAUSE-EFFECT

To study
 2 things
COMPARE-CONTRAST

To show
 before & after
PROBLEM-SOLUTION

STORY STRUCTURE

E
 Entertain

SCENE SCENE SCENE SCENE

Each scene reveals something new

surprise

foreshadow

ten_sion


Evaluate
 Literary Devices

pa_cing

suspense


GRADES 6-12: Readers See Text Organization

Round 1




Analyze how an author organized information to support his intended purpose.

Round 2



Analyze the Story Structure in various genres and evaluate how particular scenes contribute to the text's meaning.

Round 3



Analyze and evaluate an author's argument for its effectiveness.

Readers see

Invisible

Text Structure


**Authors
organize
for a purpose**

WHAT

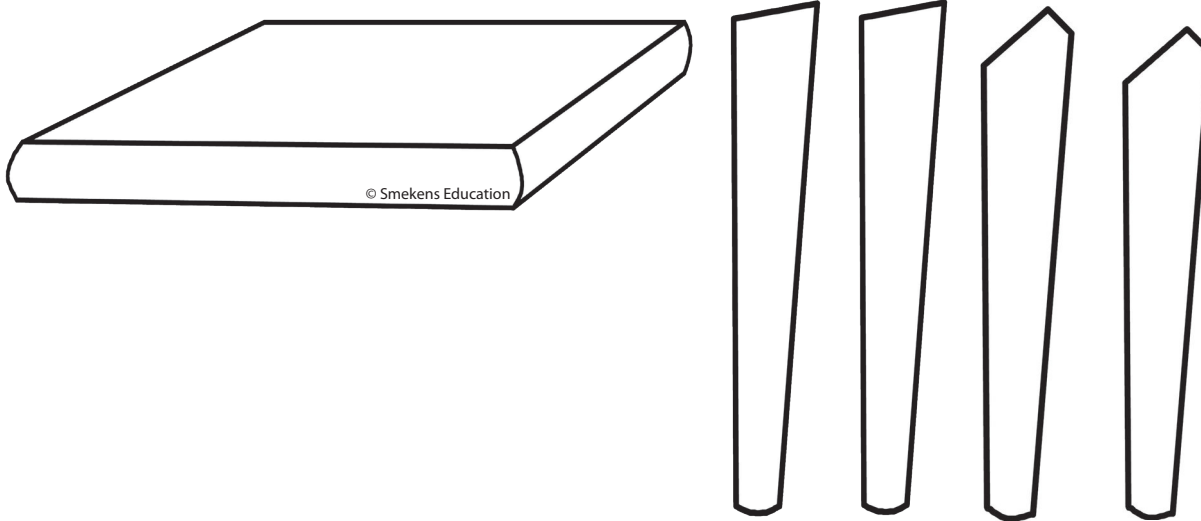
he thinks.

© Smekens Education

**Claim, Thesis
Overall Position**



EVALUATE:



P

Persuade

I

Inform

E

Entertain

Logical reasons?

© Smekens Education

Sufficient evidence?

© Smekens Education

Fair-minded tone?

© Smekens Education

Counterclaim noted?

© Smekens Education

To explain

DESCRIPTIVE

© Smekens Education

**To study
2 things**

**COMPARE-
CONTRAST**

© Smekens Education

**To relate
2 things**

**CAUSE-
EFFECT**

© Smekens Education

To teach how

SEQUENCE

© Smekens Education


**To show
before & after**


**PROBLEM-
SOLUTION**

© Smekens Education

STORY STRUCTURE

© Smekens Education





Each scene reveals something

Each scene reveals something new

SCENE

SCENE

SCENE

SCENE

SCENE

SCENE

SCENE

SCENE

SCENE

SCENE

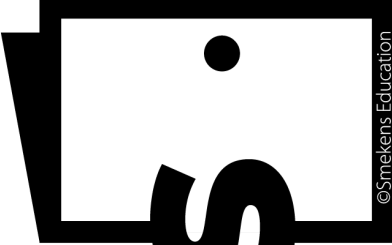
**Evaluate
Literary Devices**

Süsbüß **P**öpp **E**ff **S**E


©Smekens Education

ten  **sion**

©Smekens Education

surpris  **e!**

©Smekens Education

pac  **ing**

©Smekens Education



reshadow

©Smekens Education