

GRADES 1-2: Readers retell literature

Readers retell literature

Beginning

Setting

WHEN

Time of day
Time of year

WHERE

Place
Senses

Character

LOOK
SAY
DO
THINK
FEEL

Middle

Problem

Problem with someone
Problem with himself
Problem with something

Plot

ONLY the most important details

End

Solution

Solution
Someone helped
Something helped
Something CHANGED

Storyboard

The author teaches me a lesson.

about ME

about OTHERS


about LIFE

You can use the *Storyboard* or the *Retelling Glove* graphic. Both are provided.




GRADES 1-2: Readers retell literature

Round 1



Recall individual print and visual details to determine the type of problem a character faces and the way it gets solved.

Round 2



Recall individual print and visual details that describe the main character(s) and main setting of a story.

Round 3




Recall individual print and visual details that describe the setting(s) of a story.

You can use the *Storyboard* or the *Retelling Glove* graphic. Both are provided.



Round 4



Retell a story using only the most important details presented in order.

If you use the *Retelling Glove* graphic, then add the heart to the palm of the glove.




Readers

retell



Recall

literature

WHEN



WHERE





Problem

Problem
with
someone



Problem
with
himself



Problem
with
something





Solution



© SMEKENS EDUCATION SOLUTIONS



Character





© SMEKENS EDUCATION SOLUTIONS

Setting

Pilot

**ONLY
the most
important
details**








The Retelling Glove

End

Middle

Beginning

about OTHERS



about LIFE



about ME



The author teaches

me a lesson.