

SUPER SATURDAY WRITING CONFERENCE

A VIRTUAL EVENT FOR K-12 EDUCATORS

FEBRUARY 17, 2024 | PROGRAM GUIDE

WHAT'S INSIDE

- Conference schedule
- Secret Site instructions
- Session descriptions
- Continuing education details
- Graduate-level credit information
- Presenter biographies
- Recommended resources
- PD opportunities



OPENING KEYNOTE — 9:00-10:00 a.m. ET

WRITING FOR LIFE

Finding time for writing during the school day requires more than announcing journal topics and assigning bell-ringers. In fact, for students to grow as writers, they need explicit instruction and time to practice in both the writer's workshop and the reading block.

During the keynote presentation, learn how to build lifelong writers by providing students with standards-based instruction that marries reading and writing and prepares students for success on standardized tests and in life.

SUPER SATURDAY WRITING CONFERENCE

A VIRTUAL EVENT FOR K-12 EDUCATORS

CONFERENCE SCHEDULE

February 17, 2024

All times are Eastern Time

9:00-10:00 a.m.
OPENING KEYNOTE

10:15 a.m.
SESSION 1

11:15 a.m.
SESSION 2

12:00 p.m.
LUNCH BREAK

12:30 p.m.
SESSION 3

1:30 p.m.
SESSION 4

2:30 p.m.
SESSION 5

3:30-4:00 p.m.
CLOSING KEYNOTE

Thank you for attending the Super Saturday Writing Conference! Throughout the day, our team of presenters will share some of Smekens Education's best strategies for teaching writing. Our goal is to offer a diverse mix of topics and sessions so that you gain the strategies and motivation you need to build better writers.

Inside this guide, you will find a host of important information, including the itinerary and session descriptions. As you are choosing sessions, consider whether you want to immerse in a single strand of writing topics or if you want to explore a variety of topics from multiple strands. Either way, you will have access to the recording of every single session after the conference is over.

THIS & THAT

CONFERENCE INTERACTION

One of the perks of Super Saturday is that attendees have the opportunity to interact in real time with session presenters. Aside from the keynote presentations, every other session will be moderated by the presenter, who has pre-recorded the session so that she can interact with educators live in the chat. Take advantage of this opportunity to ask questions, share ideas, and collaborate with other attendees!

SESSION RECORDINGS

When Super Saturday comes to a close, the learning has just begun! You have access to the video recordings of every session until February 17, 2025. Make a plan now to revisit those sessions you enjoyed the most and take in the ones you missed.

CONTENT SHARING

We're all for helping out a friend, but only educators who paid to attend the Super Saturday Writing Conference are allowed to access the content provided to participants. Each attendee has been provided a personalized, traceable access link, and the sharing of that link is prohibited. A violation of this policy will result in immediate revocation of access to Super Saturday sessions in addition to the Super Saturday Secret Site.

STRAND	SESSION 1 10:15 - 11:00 a.m.	SESSION 2 11:15 a.m. - 12:00 p.m.	SESSION 3 12:30 - 1:15 p.m.	SESSION 4 1:30 - 2:15 p.m.	SESSION 5 2:30 - 3:15 p.m.
MANAGEMENT	Lead a writer's workshop K-12/ELL	Assign writing-time tasks K-12/ELL	Help students to write more K-12/ELL	Teach with mentor texts K-12/ELL	Foster independent writers K-12/ELL
UNIT ESSENTIALS	Write in the primary grades K-2/ELL 1-2	Plan the year of writing units 2-12/ELL 3-5	Target informative writing skills 3-12/ELL 3-5	Meet the argumentative standard 2-12/ELL 3-5	Know the narrative non-negotiables K-12/ELL
MINI-LESSONS	Master the mini-lesson K-12/ELL	Model a strong example K-12/ELL	Integrate writing into all subjects 2-12/ELL 3-5	Teach the purpose & impact of grammar K-12/ELL	Improve math writing 2-12/ELL 3-5
WRITE ABOUT READING	Make inferences in 5 steps K-12/ELL	Write polished constructed responses 3-12/ELL 3-5	Teach both reader & writer workshops in K-2 K-2/ELL 1-2	Synthesize before writing 3-12/ELL 3-5	Improve extended responses 3-12/ELL 3-5
ASSESSMENT	Assess based on instruction 2-12/ELL 3-5	Build rubrics with young writers K-2/ELL 1-2	Build rubrics with older writers 2-12/ELL 3-5	Tally points & calculate grades 2-12/ELL 3-5	Provide frequent feedback K-12/ELL

MANAGEMENT	Lead a writer's workshop K-12/ELL	Assign writing-time tasks K-12/ELL	Help students to write more K-12/ELL	Teach with mentor texts K-12/ELL	Foster independent writers K-12/ELL
	Write in the primary grades K-2/ELL 1-2	Plan the year of writing units 2-12/ELL 3-5	Target informative writing skills 3-12/ELL 3-5	Meet the argumentative standard 2-12/ELL 3-5	Know the narrative non-negotiables K-12/ELL
MINI-LESSONS	Master the mini-lesson K-12/ELL	Model a strong example K-12/ELL	Integrate writing into all subjects 2-12/ELL 3-5	Teach the purpose & impact of grammar K-12/ELL	Improve math writing 2-12/ELL 3-5
WRITE ABOUT READING	Make inferences in 5 steps K-12/ELL	Write polished constructed responses 3-12/ELL 3-5	Teach both reader & writer workshops in K-2 K-2/ELL 1-2	Synthesize before writing 3-12/ELL 3-5	Improve extended responses 3-12/ELL 3-5
ASSESSMENT	Assess based on instruction 2-12/ELL 3-5	Build rubrics with young writers K-2/ELL 1-2	Build rubrics with older writers 2-12/ELL 3-5	Tally points & calculate grades 2-12/ELL 3-5	Provide frequent feedback K-12/ELL

SESSION 1

10:15 a.m. – 11:00 a.m. ET



MANAGEMENT

Lead a writer's workshop

To build writers, it's not a matter of choosing between the Six Traits, the writing process, state standards, or even the writer's workshop model. All of these components need to occur in tandem. Every writer needs explicit instruction, in-class time to try the skill, and an opportunity to receive feedback. During this session, learn how to incorporate all of these facets within the core components of the writer's workshop.

AUDIENCE: K-12, ELL All Levels
PRESENTER: Rachel Remenschneider



UNIT ESSENTIALS

Write in the primary grades

Learn how to guide beginning writers through the four stages of development. This session will focus on cultivating skills in drawing, labeling, listing, and sentence-writing. In addition, learn how persuasive, informative, and narrative writing are represented within each of these stages and fit within a yearlong calendar of K-2 writing instruction.

AUDIENCE: K-2, ELL Levels 1-2
PRESENTER: Kristina Smekens



MINI-LESSONS

Master the mini-lesson

Highly-effective teaching occurs when educators deliver explicit instruction on standards-based skills during a 10-15 minute whole-class mini-lesson. In this session, learn how to deliver focused and engaging mini-lessons that follow the 4-step process and honor the gradual release of responsibility.

AUDIENCE: K-12, ELL All Levels
PRESENTER: Shona Lansdell



WRITE ABOUT READING

Make inferences in 5 steps

Reading comprehension is no longer assessed with literal questions that have right-there answers. Now students must face text-dependent questions that require them to make an inference and support it with evidence. This session demystifies this abstract concept into a concrete, 5-step process.

AUDIENCE: K-12, ELL All Levels
PRESENTER: Kristi McCullough



ASSESSMENT


Assess based on instruction

When writing assessment is directly tied to instruction, students get to practice a skill while it's fresh, and teachers can focus on meaningful feedback rather than draining their red pens. In this session, learn how to use the Six Traits of Writing to frame writing lessons and the assessments that follow. Then learn strategies for when to score for particular traits and when to assess all of them.

AUDIENCE: Grades 2-12, ELL Levels 3-5
PRESENTER: Courtney Gordon

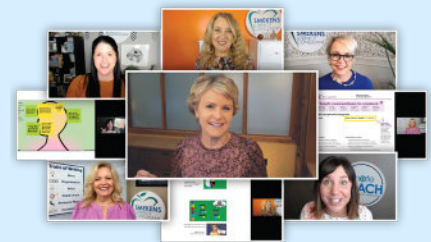
SECRET SITE

You're going to love the members-only Secret Site! As a Super Saturday attendee, you gain lifetime access to this private conference website that contains hundreds of digital resources, including session handouts, lessons, videos, photos, whiteboard documents, and more. (All 25+ sessions are included!)



To access the Secret Site for this conference, follow these steps:

1. Log in to the "Access" members-only website using this url address: **access.smekenseducation.com**
If it's your first time visiting Access, simply activate your account by resetting your password.
2. After successful login, click on the orange box labeled **"Digital Resources & Secret Sites"**
3. Click on **"Super Saturday Writing Conference Secret Site"**



VIEW SESSION RECORDINGS AFTER THE CONFERENCE

All 25+ sessions will be available for viewing as soon as the live conference concludes. To view session videos, visit the Access website and click the blue box labeled "My PD Sessions," and then click on the folder labeled "Super Saturday Writing Conference." Session recordings will be accessible until February 17, 2025.

SESSION 2

11:15 a.m. – 12:00 p.m. ET



MANAGEMENT

Assign writing-time tasks

Students get better at writing when they have an opportunity to experiment with a newly-taught writing skill. This experience occurs during the “You-do” portion of the writer’s workshop. During this session, collect practical ideas for engaging students in purposeful writing tasks after the mini-lesson.

AUDIENCE: K-12, ELL All Levels
PRESENTER: Courtney Gordon



UNIT ESSENTIALS

Plan the year of writing units

Teachers at all levels are expected to provide writing experiences across the three major modes— argumentative, informative, and narrative. However, this does not have to include a single mother-lode unit for each mode that spans weeks and ends with a final draft. Participants in this session leave with a calendar suggesting a progression of skills taught across the year in mini-units.

AUDIENCE: 2-12, ELL Levels 3-5
PRESENTER: Kristi McCullough



MINI-LESSONS

Model a strong example

The most effective writing mini-lessons follow the gradual release of responsibility starting with a strong teacher demonstration and *Think Aloud*. These teacher tools provide a framework that helps students understand the end goal and the steps required. In this session, learn how to perfect this “I-do” portion of every mini-lesson by moving beyond telling *what* to teaching *how*.

AUDIENCE: K-12, ELL All Levels
PRESENTER: Kristina Smekens



WRITE ABOUT READING

Write polished constructed responses

Evidence, elaboration, and explanation are the essential components that need to be included in a polished constructed response. During this session, learn engaging strategies to help students make an inference and embed these essential elements every time they encounter a constructed-response prompt.

AUDIENCE: 3-12, ELL Levels 3-5
PRESENTER: Rachel Remenschneider



ASSESSMENT

Build rubrics with young writers

Students need a tool that defines “good” writing and identifies what the teacher wants. Rubrics accomplish this. However, a rubric must be kid-friendly. Five-year-olds and/or ELLs have to be able to “read” it. This session will reveal strategies to create and grow a rubric *with* students that is visual and includes simple language that the youngest writers understand.

AUDIENCE: K-2, ELL Levels 1-2
PRESENTER: Shona Lansdell



COMPLETION CERTIFICATES

When you attend the full-day conference on February 17, you will earn seven separate completion certificates. Your personalized certificates will be emailed throughout the day as sessions are completed.

After the conference, you can still earn continuing education hours by viewing session recordings from the Access website. For each session that you view after the conference, a unique completion certificate will be added to your transcript on the Access website. Each certificate will reflect the length of the individual session you completed.

GRADUATE-LEVEL CREDIT

Through a partnership with University of the Pacific, attendees are eligible to pursue one, two, or three nationally-accredited graduate-level semester credits/units after attending Super Saturday.

The cost of graduate-level credit (\$62 per credit/unit) is separate from the cost of attending the conference.

For more information, please contact us at (888) 376-0448 or workshops@smekenseducation.com.

SESSION 3

12:30 p.m. – 1:15 p.m. ET



MANAGEMENT

Help students to write more

Although strong writing includes all six traits, the first hurdle is to teach students how to write more. This session focuses on the trait of ideas with explicit lessons on developing a topic, adding details, and incorporating evidence. These strategies will increase the length of students' writing and also grow their writer stamina.

AUDIENCE: K-12, ELL All Levels
PRESENTER: Kristina Smekens



UNIT ESSENTIALS

Target informative writing skills

Learn the most essential writing lessons to embed into any informative writing unit. These include knowing how to pull information from sources, gather and organize the important details, identify a topic/thesis statement, and present interesting facts and expert quotes.

AUDIENCE: 3-12, ELL Levels 3-5
PRESENTER: Shona Lansdell



MINI-LESSONS

Integrate writing in all subjects

In order to write well in math, science, and social studies, the standards require explicit instruction be taught in every content area. This session will show attendees how they can punctuate students' subject-area learning with short and powerful writing experiences. This includes providing discipline-specific writing instruction, assigning relevant writing tasks, and assessing content accuracy with first-draft writing skills.

AUDIENCE: 2-12, ELL Levels 3-5
PRESENTER: Rachel Remenschneider



WRITE ABOUT
READING

Teach both reader & writer workshops in K-2

Acquire numerous lesson ideas to teach pictorial, labeling, listing, and sentence-writing skills within a daily writer's workshop. In addition, learn how to integrate those same skills within the write-about-reading lessons taught during the reading block.

AUDIENCE: K-2, ELL Levels 1-2
PRESENTER: Kristi McCullough



ASSESSMENT

Build rubrics with older writers

This session will reveal how 6-Trait rubrics are incorporated into the intermediate and secondary writing curriculum. Additionally, teachers will learn how to create a "kid-friendly" rubric, update the rubric as writers grow, and apply the same rubric to different writing products.

AUDIENCE: 2-12, ELL Levels 3-5
PRESENTER: Courtney Gordon

Meet the Super Saturday presenters



KRISTINA SMEKENS

President & Lead Consultant

Kristina has a gift for making the complex seem simple—for showing teachers how to meet the needs of readers and writers by bridging the gap between education research and practical, classroom-tested strategies that work. A master of motivation, Kristina helps educators find the encouragement they need to return to their classrooms and execute change.



COURTNEY GORDON

Smekens Literacy Consultant

Known both for her enthusiasm and expertise, Courtney is a dynamic personality who makes friends fast and serves as a trusted guide to teachers across the K-12 spectrum. With 15 years of experience as a Smekens literacy consultant, Courtney has the expertise to support teachers at every level of implementation.

SESSION 4

1:30 p.m. – 2:15 p.m. ET



MANAGEMENT

Teach with mentor texts

The power of mentor text is that students read and analyze the qualities of strong writing before they are expected to apply those same qualities within their own products. This session reveals the do's and don'ts of incorporating picture books, exemplar papers, and real-world texts into your mini-lessons.

AUDIENCE: K-12, ELL All Levels
PRESENTER: Rachel Remenschneider



UNIT ESSENTIALS

Meet the argumentative standard

Before a writer can craft a solid argument that shows two perspectives, he first needs to know how to write persuasively from a single point of view. During this session, learn the subtle, but significant differences between persuasive and argumentative writing. After an explicit description of each, receive lesson ideas for crafting powerful persuasives and sophisticated arguments.

AUDIENCE: 2-12, ELL Levels 3-5
PRESENTER: Kristi McCullough



MINI-LESSONS

Teach the purpose & impact of grammar

Convention instruction must go beyond memorizing rules. Rather, the instruction should focus on the purpose, function, and impact the grammar skill has on a sentence's overall message. This session outlines several ways to make your initial grammar lessons more powerful, more visual, and more memorable.

AUDIENCE: K-12, ELL All Levels
PRESENTER: Shona Lansdell



WRITE ABOUT READING

Synthesize before writing

Traditional research units are time consuming. However, learning to gather, organize, and present information from multiple sources is essential. This session will unveil short research experiences that teach students how to record details from individual texts and synthesize ideas across them.

AUDIENCE: 3-12, ELL Levels 3-5
PRESENTER: Courtney Gordon



ASSESSMENT

Tally points & calculate grades

Using the Six Traits of Writing as the framework to assess student work is a logical spin-off of trait-based instruction. But converting a Six-Traits rubric to points, and ultimately a letter grade, can seem like a barrier. In this session, learn how to assign value to each trait being assessed and then convert writing scores to grades.

AUDIENCE: 2-12, ELL Levels 3-5
PRESENTER: Kristina Smekens

Meet the Super Saturday presenters



KRISTI MCCULLOUGH

Smekens Literacy Consultant

Teachers love the authentic, “from-the-trenches” insight that Kristi McCullough offers during her professional development sessions with K-6 teachers. Her rich experiences as a teacher, professor, coach, author, and literacy consultant allow Kristi to offer practical, classroom-tested support to elementary educators.



SHONA LANSDELL

Smekens Literacy Consultant

Don't be fooled by Shona Lansdell's soft-spoken demeanor. This professional development dynamo packs a punch with crowds of all sizes as she motivates educators to apply best-practice literacy strategies. Always approachable and empathetic, Shona taps into her 25 years of experience as a teacher, coach, and school leader to offer practical and realistic guidance to teachers.

SESSION 5

2:30 p.m. – 3:15 p.m. ET



MANAGEMENT

Foster independent writers

When the writer's workshop is anchored in strong procedures, it sets the stage for building student independence. This session offers practical strategies for handling the "I'm done" writer, the "I need help" learner, and the "I'm stuck on spelling" student. Learn several routines and procedures that build writer stamina and student independence, regardless of their age or grade level.

AUDIENCE: K-12, ELL All Levels
PRESENTER: Kristina Smekens



UNIT ESSENTIALS

Know the narrative non-negotiables

Although narrative writing is the third writing mode listed in the standards, it does have a place in today's classrooms and tomorrow's careers. This session first digs into the two required elements of every story—generating the problem and crafting its solution. It also provides strategies for improving narratives in response to reading.

AUDIENCE: K-12, ELL All Levels
PRESENTER: Courtney Gordon



MINI-LESSONS

Improve math writing

The expectation to write short responses in language arts is well known—but this is also an important component in today's math class. Beyond showing their work and providing the correct answer, students also have to explain their thinking in writing. This session reveals mini-lesson concepts that target core writing skills needed in math.

AUDIENCE: 2-12, ELL Levels 3-5
PRESENTER: Bridget Longmeier



WRITE ABOUT READING

Improve extended responses

Extended-reading responses require students to know how to supersize and stack constructed responses. In this session, attendees learn how to teach students to generate strong, multi-paragraph responses that fit a variety of persuasive/argumentative, informative, and narrative read-write prompts.

AUDIENCE: 3-12, ELL Levels 3-5
PRESENTER: Shona Lansdell



ASSESSMENT

Provide frequent feedback

Students grow as writers when they are given feedback that is prompt, purposeful, precise, and personal. In this session, learn how to hold conferences and provide students with feedback via compliments and comments.

AUDIENCE: K-12, ELL All Levels
PRESENTER: Kristi McCullough

CLOSING SESSION | 3:30 p.m. – 4:00 p.m. EDT

In this final session, Kristina Smekens will wrap up the conference with guidance on how attendees can apply what they learned during Super Saturday to impact students for years to come.

Meet the Super Saturday presenters



RACHEL REMENSCHNEIDER

Smekens Literacy Consultant

Rachel lifts up teachers by helping them to recognize what they are doing well and then providing the encouragement and strategies they need to do even better. Her experience implementing best-practice literacy strategies, along with her background as an academic and ELL instructional coach, allows her to support educators who serve diverse populations.



BRIDGET LONGMEIER

Smekens Remote Coach

Bridget loves to learn, grow, and help others. That's why she's so motivated to come alongside teachers as they execute best-practice instruction in reading and writing. Bridget's career as an elementary teacher, literacy coach, and Reading Recovery-trained practitioner has equipped her with the skills to help new and experienced educators alike.

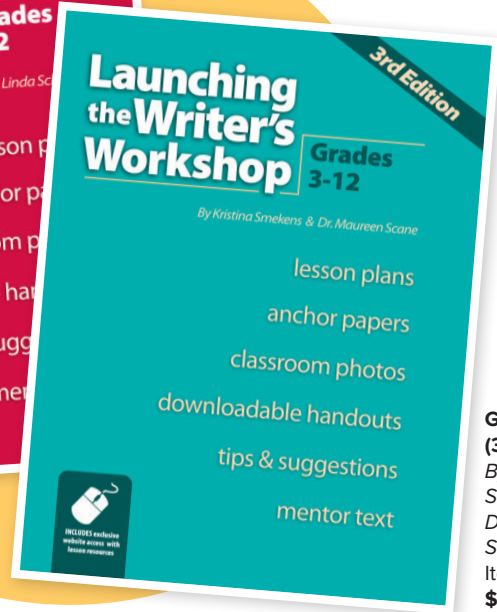
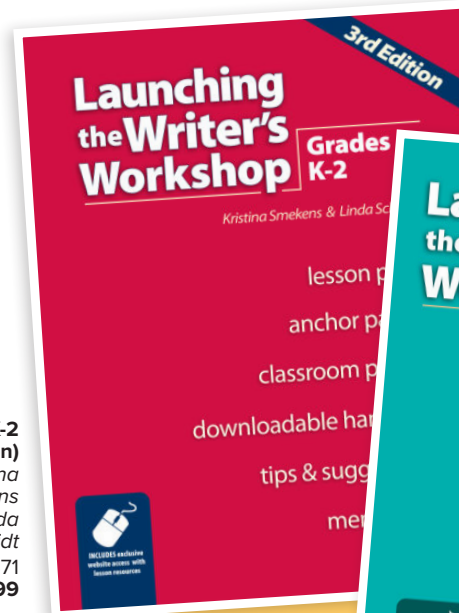
Use code "**SUPER**" at checkout to get **15% off** your purchase!

Launching the Writer's Workshop

This resource targets the heart of what every teacher wants for the initial weeks of school:

1. Strategies to establish the writer's workshop environment through routines, procedures, and expectations.
2. Methods to define the ingredients of "good" writing so everyone is using a common language.
3. Foundation-building mini-lesson ideas that teach students how to craft stronger writing.

Grades K-2 (3rd Edition)
By Kristina Smekens & Linda Schmidt
Item #18671
\$27.99



Grades 3-12 (3rd Edition)
By Kristina Smekens & Dr. Maureen Scane
Item #18688
\$27.99

Each lesson includes:

- A purpose and rationale for the lesson.
- A list of resources and teacher preparation required before delivering the lesson.
- A detailed description of the lesson execution.
- Suggestions for utilizing writing samples or mentor text to support the lesson.
- Follow-up activities that relate to the initial lesson.
- A "secret site" link of resources containing writing samples, handout templates, Smartboard documents, PowerPoint presentations, and more that support each lesson.

- Over 100 Mini-lessons
- New Smekens strategies
- Digital downloads
- And much more!



Lifetime access to digital resources!



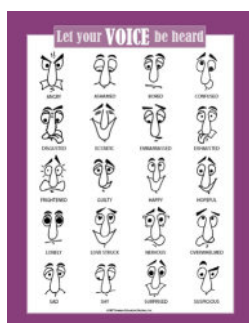
Learn more about Launching the Writer's Workshop on our website.

Use code "SUPER" at checkout to get **15% off** your purchase!


6 TRAITS OF WRITING RESOURCES



Visit www.SmekensEducation.com to download the 6-Traits Smekens icons for FREE. Once you're at the Smekens website, simply type "Introduce the 6 Traits" in the search box. Then select the first article. Or scan this QR code with your mobile device.



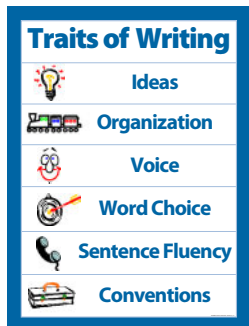
Let Your VOICE Be Heard Poster
Item #108 **\$2.99**
This 18" x 24" classroom poster includes 20 facial expressions to remind students to utilize voice in their writing.



6-Traits Cheat Sheet
Item #103 **\$0.99**
If you are working to implement the 6 Traits within your classroom or school building, then your first goal should be to know the traits yourself. The 6-Traits Cheat Sheet is the size of a small postcard and includes the key writing trait information for primary grades on one side (blue) and the upper grades on the other side (green).



Bright Ideas Light Bulb
Item #177 **\$3.99**
Use this handy squeezable light bulb as an icon trigger for your mini-lessons on the trait of ideas. Approximately 4" tall.



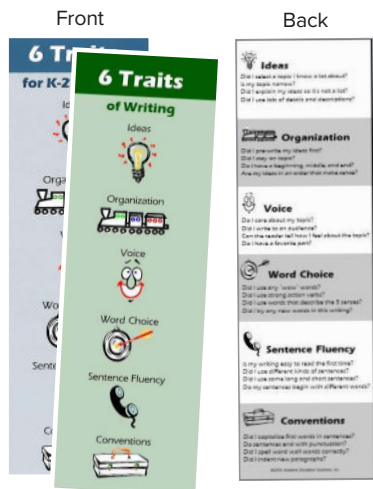
Traits of Writing Poster
Item #117 **\$2.99**
This 18" x 24" classroom poster lists the 6 Traits of Writing and associates each trait with a graphic icon to help students remember the role of each trait. The graphic icons are the same ones that appear on all other Smekens Education 6-Traits products.

Purple Highlighter Item #112 **\$2.99 each**
This hard-to-find tool is great for identifying strong word choice in student writing. Instead of writing "wow word" over and over, simply highlight those words that grab your attention.



6-Traits Bookmarks

The 6-Traits student bookmark for both the primary and upper grades keeps the traits in front of kids with a consistent set of graphic icons to represent each trait. The back side includes an age-appropriate set of "memory joggers" for each trait.





K-2 writers (blue)
Item #101
3-12 writers (green)
Item #102
\$5.99 for a set of 30

Conventions Tool Belt

Item #197 **\$8.99**
Wear the Conventions Tool Belt to encourage students to use the tools and rules that will improve their writing. Fill the multiple pockets with real writer items like an editing checklist, an eraser, a pocket dictionary, a spaceman tool, MLA/APA citation manual, etc.

K-12 Conventions Booklet

Item #138 **\$6.99**
This staple-bound booklet includes all of the K-12 conventions skills required by the language arts college and career-ready standards. It provides the 10 common purposes that conventions serve in all types of writing and breaks the skills down by grade level. Adjacent to each skill is a description of the purpose it serves in writing and examples are included to the right of each skill.



Writing Mini-Lesson Labels

Item #150 **\$6.99/set**
A set of Writing Mini-Lesson Labels includes 6 oversized labels, one per trait. The sticker serves as a table of contents. As you find ideas and strategies for different writing skills, you can check off the skills on the labels. You'll have a handy checklist of what you have and what you need. Product consists of six 11" x 8.5" full-sheet, pre-printed labels.

RECOMMENDED RESOURCES

Use code "**SUPER**" at checkout to get **15% off** your purchase!

TRAIT TRACKERS

Tracking the 6 Traits in 20 Popular Children's Books


Item #116 **\$15.99**

This updated resource by Kristina Smekens makes it easy to use picture books as mentor text by "tracking" when and how the Six Traits appear in 20 popular titles. Featuring one bookmark-sized card for each mentor text, each card offers a page-by-page citation of the Six Traits in action.

- Use children's books to teach the 6 Traits of Writing.
- Develop skill-based mini-lessons using selected children's books.
- Utilize book excerpts that support individual traits.




Track the Traits in these popular titles:




Fancy Nancy
Item #542092 **\$17.99**




Come On, Rain!
Item #331258 **\$18.99**




Lilly's Purple Plastic Purse
Item #128975 **\$19.99**




The Polar Express
Item #580145 **\$21.99**




Saturday Night at the Dinosaur Stomp
Item #638870 **\$7.99**




Click, Clack, Moo: Cows That Type
Item #832130 **\$17.99**




Arnie the Doughnut
Item #79473 **\$8.99**




The Napping House
Item #567088 **\$19.99**




Rattletrap Car
Item #620073 **\$8.99**



Saturdays and Teacakes
Item #453030 **\$17.99**




Fireflies!
Item #710551 **\$7.99**




Night Noises
Item #574215 **\$7.99**




The Recess Queen
Item #206372 **\$18.99**




When Sophie Gets Angry—Really, Really Angry
Item #598453 **\$7.99**



Diary of a Worm
Item #1506 **\$18.99**




Harriet, You'll Drive Me Wild!
Item #45982 **\$7.99**



Piggie Pie!
Item #866184 **\$8.99**



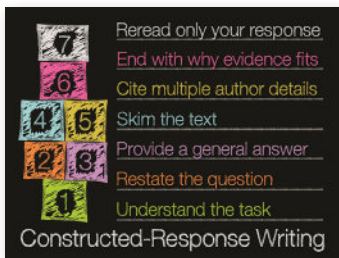
The Relatives Came
Item #717383 **\$8.99**



Wilfrid Gordon McDonald Partridge
Item #291266 **\$7.99**

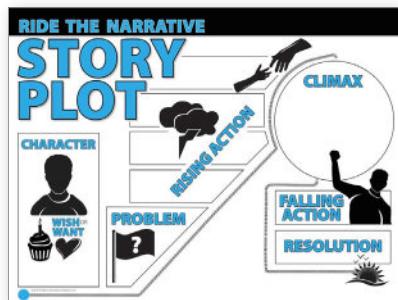
RECOMMENDED RESOURCES

Use code "SUPER" at checkout to get **15% off** your purchase!



Constructed-Response Writing Poster
Item #132 \$2.99

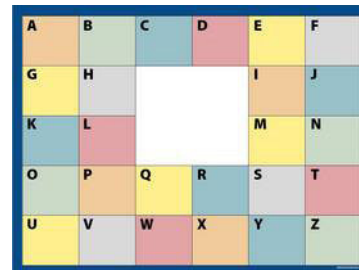
Take the mystery out of constructed-response writing skills by following the simple step-by-step hopscotch numbers for the basics of building a successful written response as featured on this 24" x 18" poster.



Ride the Story Plot Poster
Item #207 \$2.99


Well-written narratives all have the same story shape—that of an airplane or roller coaster ride. After some initial information about main character(s) and setting, the

story takes off when the problem/conflict is identified. As the story progresses, the problem gets worse, and the action escalates to its climax. From that high point, the final details fall quickly into place and the story ends smoothly. Use this 24" x 18" poster to highlight story structure.



ABC Poster
Item #105 \$2.99

This colorful poster includes each letter of the alphabet and space for a topic or concept in the center. It is an excellent tool for generating details before writing, targeting specific word choice, reviewing content-area material before a test, and more. Teachers love to laminate this 24" x 18" poster for easy write-on/wipe-off functionality.



Argumentative Item #128
\$2.99 each



Persuasive Item #160
\$2.99 each



Informative Item #158
\$2.99 each



Narrative Item #159
\$2.99 each



Item #229



Item #232




Item #230




Item #231

Spanish Genre Posters
\$3.99 each



Yes, MA'AM Poster
Item #184 \$2.99

Provide students a visual reminder for constructed-response writing with a 24" x 18" Yes, MA'AM poster. Each letter of the acronym stands for part of a response required on many standardized tests (M=Me, A=Author, A=Author, M=Me). Students simply follow the formula to build a successful written response.




Writing From Sources Poster
Item #218 \$5.99

Synthesizing ideas across sources requires two separate steps, and this poster accounts for both. STEP 1: Collect relevant textual details on sticky notes while keeping source-specific information organized. STEP 2: Read through all of the details and group similar ones to generate new and bigger thoughts; note these syntheses within the ba-bam bubbles to the right. This oversized poster (32" x 27") has room for all the thinking.



Inference Poster
Item #233 \$5.99

Color-coded to match the *Reading Voice* (green) and the *Thinking Voice* (yellow), this poster will help students understand how to take text clues (green), add background knowledge (yellow), and make an inference (pink) about their reading. Use sticky notes with the poster during your whole-class comprehension mini-lessons to demonstrate your thinking during a *Think Aloud*. This oversized poster (32" x 27") provides ample space for showing your thinking. Then switch out the sticky notes for a *We-do* example. Consider laminating it to increase its durability.



Evidence Poster
Item #203
\$2.99


This 18" x 24" poster spells out the citing-evidence procedure. Using the

E.V.I.D.E.N.C.E. acronym, students will: **E**nter the text looking for the most **V**ital Information and **D**etails. They will **E**xtract them, **N**ame them, **C**ite them, and then **E**xplain them within their written responses.

RECOMMENDED RESOURCES

SUPER SATURDAY  **WRITING CONFERENCE**

Use code "**SUPER**" at checkout to get **15% off** your purchase!



Writing-About-Reading Frames

Item #198 \$4.99 each

After reading literature or informational text, it's common to have students generate a written response. These complex tasks are presented as an extended-response writing and follow a predictable structure. The Writing-About-Reading Frames include over two dozen typical prompts seen on standardized assessments. Organized by Narrative Writing, Literary Analysis, and Research Writing, teachers can plug in any title, author, concept, or plot information to generate a persuasive, argumentative, informative, or narrative response.



Serving Up Synthesis Set

Item #196 \$6.99

The synthesizing process is like baking a cake. Readers have to add multiple ingredients (additional thoughts) to the powdered cake mix (the original text) in order to produce a cake (achieve a new understanding or realization). Teach this process explicitly.

- 1) Introduce the six "ingredients" to consider when reading any text—*background knowledge*, *setting/context*, *emotional reaction*, *other viewpoints*, *genre considerations*, *lingering questions*. Represent each type of thought with a labeled spoon.
- 2) Read a powerful excerpt/text.
- 3) Holding up one spoon at a time, ask questions from the color-coordinated recipe cards.
- 4) Using the seventh recipe card, show students how to add up their thoughts, thinking beyond the text's meaning and considering why it matters. The seventh recipe card includes "baking-time" questions to help students achieve a culminating synthesis.



Revision Conferencing Cards

Item #106 \$3.99/set

Asking the right questions can cause writers to re-enter their drafts and ultimately strengthen them. The Revision Conferencing Cards provide those questions, making it easy for the teacher or a peer to direct a writer to the portions of his work that need more attention. The set of 5 cards comes with instructions that outline how to best use this valuable tool.



Watch as Kristina Smekens explains how to introduce the three different voices in a reader's head.

Comprehension Voice Signs

English: Item #130 Spanish: Item #217

\$5.99 each

Introduce the three reader "voices" to your students. Explain that all readers have these voices in their heads: *Reading Voice*, *Thinking Voice*, *Distracting Voice*. After explaining the voices, reference them frequently in future lessons by holding up these signs.



Talk Moves Mini-Poster Set

Item #210 \$7.99


Melding thinking with others helps students' ideas gain strength and grow. Using hand signals during whole-class conversations, students communicate what they are thinking—even when they are not the ones speaking out loud. The eight *Talk Moves* within this mini-poster set include:

- I have an answer.
- I can repeat.
- I am confused.
- I agree.
- I can add on.
- I have proof.
- I disagree.
- I can clarify.

Learn, plan, & rejuvenate

CompCON

A COMPREHENSION CONFERENCE FOR K-12 EDUCATORS



JUNE 11-12, 2024
VIRTUAL CONFERENCE



JUNE 18-19, 2024
FRENCH LICK, IN

INCLUDED WITH YOUR REGISTRATION



VIRTUAL EVENT

- ✓ **CompCON Kit mailed to you**, containing everything you need for two days of fun & learning.
- ✓ A grade-specific copy of *The Comprehension Playbook* and a website of digital resources to support implementation.
- ✓ **Live access** to Kristina Smekens and her team with **real-time chat** during the conference.
- ✓ Participation from the comfort of **your own home**—or wherever you choose to learn.
- ✓ High-energy atmosphere and **special surprises**.
- ✓ Access to the **conference video recordings** for a full year after the event.
- ✓ A special 15% discount when you **buy books and resources** from TheLiteracyStore.com.
- ✓ A **completion certificate** reflecting 11 hours of professional development.
- ✓ Lifetime access to the **CompCON “Secret Site.”**



IN-PERSON EVENT

- ✓ **CompCON Kit** containing everything you need for two days of fun & learning.
- ✓ A grade-specific copy of *The Comprehension Playbook* and a website of digital resources to support implementation.
- ✓ Personalized **support from Kristina and her team** during the guided work sessions.
- ✓ Delicious **breakfast, lunch, and snacks** each day.
- ✓ High-energy atmosphere and **special surprises**.
- ✓ Fun **evening entertainment** featuring music, dancing, and games.
- ✓ Time to browse the **on-site bookstore** to purchase discounted resources to support your reading comprehension lessons
- ✓ A **completion certificate** reflecting 11 hours of professional development.
- ✓ Lifetime access to the **CompCON “Secret Site.”**

ON-SITE CONSULTING

At Smekens Education, our consultants are committed to sharing ideas and concepts that are grounded in current education research. But what makes us unique is that we spend most of our time showing teachers how to apply the research through practical, classroom-tested strategies. Our consultants are known for leaving teachers with the tools and motivation they need to impact instruction right away.

Customized professional learning

Smekens literacy consultants start by working with administrators to nail down the specific needs. From there, we help craft a training and implementation plan that moves the school or district toward achieving its professional development goals.

Classroom modeling

We understand that teachers are more likely to embrace new strategies if they can see them in action. That's why we view classroom modeling as an essential role for our consultants. During our on-site visits, we welcome the opportunity to model concepts and strategies with real kids in "live" classrooms.



AFTER SMEKENS PD



After schools and districts participate in Smekens-led professional development, they can rely on their "Remote Coach" to guide, challenge, and encourage teachers through the hills and valleys of implementation. By extending the professional development with coaching and support, teachers are better equipped to implement best-practice literacy strategies with fidelity.

Core components

- ✓ Customized follow-up to Smekens PD
- ✓ Targeted, on-going support
- ✓ Live, two-way video meetings
- ✓ Small-group team support
- ✓ 30-60-minute sessions
- ✓ Progress monitoring



BRIDGET LONGMEIER · Remote Coach

A passionate collaborator, Bridget is an expert at providing teachers with side-by-side guidance and support as they implement Smekens Education's best-practice strategies in reading and writing. With 19 years of experience as a teacher and coach in public schools, Bridget has implemented the strategies herself and knows how to help teachers meet the needs of diverse classrooms.



CALL TODAY — (888) 376-0448

Schedule your customized professional learning from Smekens Education.